

RISING TIDE CAPITAL PERFORMANCE DASHBOARD 2019 (Year End)

OUTREACH

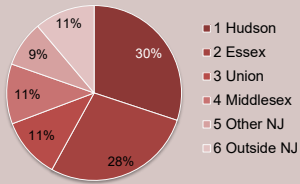
INQUIRIES ABOUT OUR PROGRAMS

People Inquiring about our Programs in yr *

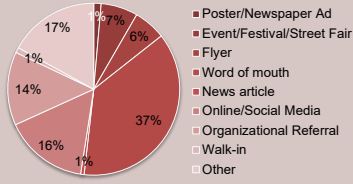
1,498



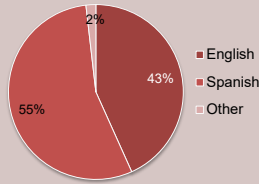
Where are they Inquiring from?



How did they hear about us?



What is their first language?



INFORMATION SESSIONS HELD ABOUT OUR PROGRAMS

People Attending Information Sessions in yr *

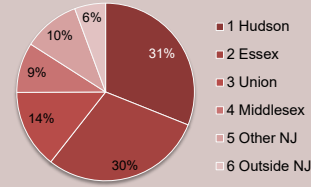
965

Information Sessions held in yr

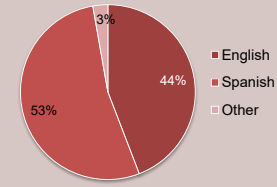
88



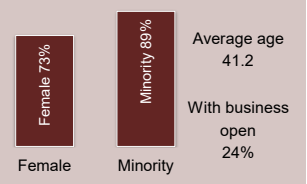
Where are they attending from?



What is their first language?



Who is attending Info Sessions?



PROGRAM ACTIVITY


Number of entrepreneurs served in year *

1157



COMMUNITY BUSINESS ACADEMY (CBA)

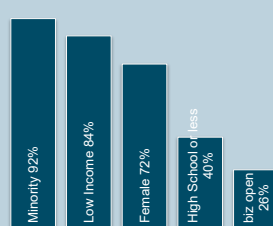
Total CBA graduates to date (all time) * 3,099
 CBA Classes held in yr 28
 Entrepreneurs enrolled in CBA in yr * 612
 Entrepreneurs graduating CBA in yr * 469



Graduation rate (all time)

81%

Who we serve (all time)



Average Age at intake 40.5

BUSINESS ACCELERATION SERVICES (BAS)

Total entrepreneurs using BAS in yr *

Total 753

Seminars & Masterclasses

Seminars held in yr 51
 People attending seminars in yr * 378




Action Planning

People completing Action Steps in yr* 304

Coaching & Consulting

Hours of coaching provided in yr 2486.7
 People getting coaching in yr * 535



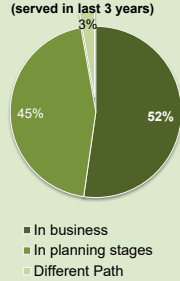
Credit to Capital

Secured loans assisted in yr * 89 \$ 229,450

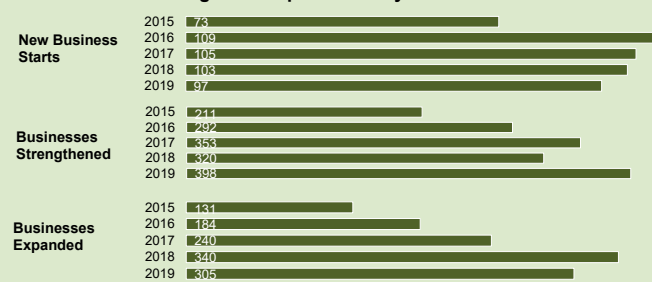
OUTCOMES & IMPACT

BUSINESS DEVELOPMENT

Graduates Business Status (served in last 3 years)



Client businesses currently operating (served in last 3 yrs) * 1056
 Total Biz Starts/Strengthens/Expansions in yr * 621



IMPACT ON THE INDIVIDUAL

Change in business sales (for people in business at intake)



Change in household income



Change in use of public assistance programs



IMPACT ON THE COMMUNITY

FTE Job Creation in yr 219.2



We generate **\$3.80** in economic impact for every **\$1** invested in our programs

KEY: * Unduplicated count within specified period ** Based on sample of graduates (respondents to annual surveys)