

RIISING TIDE CAPITAL PERFORMANCE DASHBOARD 2018 (Year End)

OUTREACH

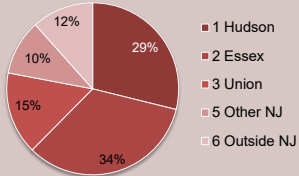
INQUIRIES ABOUT OUR PROGRAMS

No. people Inquiring about our Program in yr *

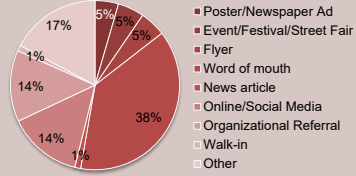
1,600 ↑ +3%



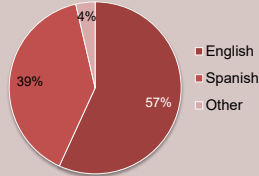
Where are they Inquiring from?



How did they hear about us?



What is their first language?



INFORMATION SESSIONS HELD ABOUT OUR PROGRAMS

No. attending Information Sessions in yr *

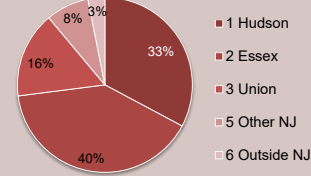
1084 ↑ +27%

No. Information Sessions held in yr

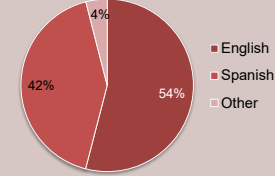
89 ↑ +24%




Where are they attending from?



What is their first language?




Who is attending Info Sessions?



PROGRAM ACTIVITY

Number of entrepreneurs served in year *

1108 ↑ +12%



COMMUNITY BUSINESS ACADEMY (CBA)

Total no. of CBA graduates to date (all time) *

2,633

No. CBA Classes held in yr

28 ↑ +4%

No. entrepreneurs enrolled in CBA in yr *

594 ↑ +10%

No. entrepreneurs graduating CBA in yr *

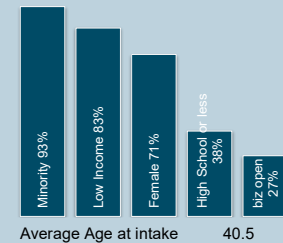
455 ↑ +13%



Graduation rate (all time)

81%

Who we serve (all time)



Average Age at intake

40.5

BUSINESS ACCELERATION SERVICES (BAS)

Total no. entrepreneurs using BAS in yr *

Total 708 ↑ +13%


Seminars & Masterclasses

No. seminars held in yr

41 ↑ +0%

No. attending seminars in yr *

370 ↑ +12%



Coaching & Consulting

Hours of coaching provided in yr

2331.3 → -0%

No. getting coaching in yr *

496 ↑ +14%



Action Planning

No. action plan steps completed in yr

1939 ↑ +8%

No. people completing Action Steps in yr *

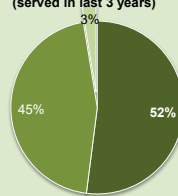
262 ↑ +13%

OUTCOMES & IMPACT

BUSINESS DEVELOPMENT

Graduates Business Status

(served in last 3 years)



No. client businesses currently operating (served in last 3 yrs) *

929

Total Biz Starts/Strengthens/Expansions in yr *

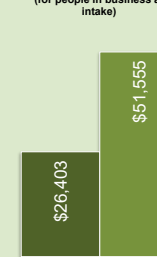
587 ↑ +2%



IMPACT ON THE INDIVIDUAL


Change in business sales

(for people in business at intake)




Change in household income

(for people in business at intake)



Change in use of public assistance programs

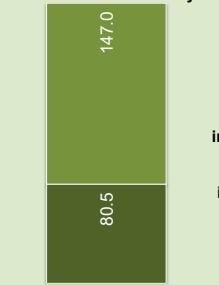
(for people in business at intake)



IMPACT ON THE COMMUNITY

FTE Job Creation this yr

227.5



We generate **\$3.80** in economic impact for every **\$1** invested in our programs

KEY: * Unduplicated count within specified period ** Based on sample of graduates (respondents to annual surveys)