

# RISING TIDE CAPITAL PERFORMANCE DASHBOARD 2016 (Year End)

OUTREACH

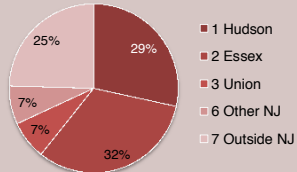
## INQUIRIES ABOUT OUR PROGRAMS

No. people Inquiring about our Program in yr \*

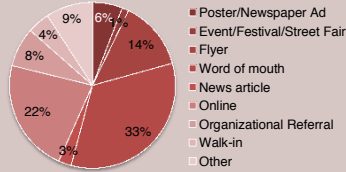
2,129 ↑ +55%



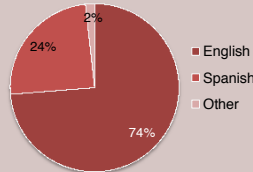
Where are they Inquiring from?



How did they hear about us?



What is their first language?



## INFORMATION SESSIONS HELD ABOUT OUR PROGRAMS

No. attending Information Sessions in yr \*

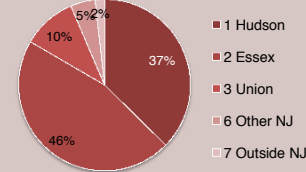
904 ↑ +21%

No. Information Sessions held in yr

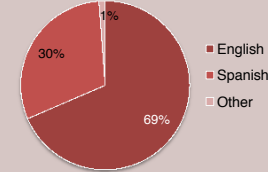
75 ↑ +39%



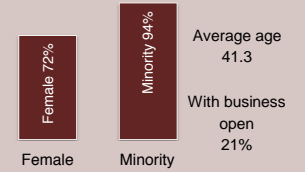
Where are they attending from?



What is their first language?



Who is attending Info Sessions?



PROGRAM ACTIVITY

Number of entrepreneurs served in year \*

889 ↑ +35%



## COMMUNITY BUSINESS ACADEMY (CBA)

Total no. of CBA graduates to date (all time) \*

1,770

No. CBA Classes held in yr

22 ↑ +29%

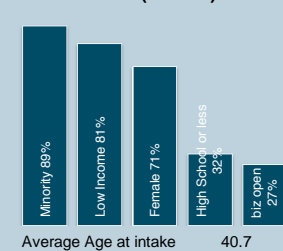
No. entrepreneurs enrolled in CBA in yr \*

480 ↑ +46%

No. entrepreneurs graduating CBA in yr \*

385 ↑ +42%

Who we serve (all time)



Graduation rate (all time)

83%

## BUSINESS ACCELERATION SERVICES (BAS)

Total no. entrepreneurs using BAS in yr \*

Total 634 ↑ +39%

Seminars & Masterclasses

No. seminars held in yr

42 ↑ +91%

No. attending seminars in yr \*

347 ↑ +34%


Coaching & Consulting

Hours of coaching provided in yr

2152.3 ↑ +35%

No. getting coaching in yr \*

438 ↑ +59%



Action Planning

No. action plan steps completed in yr

776 ↑ +143%

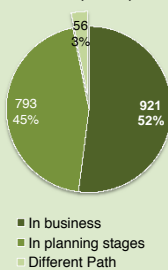
No. people completing Action Steps in yr\*

191 ↑ +112%

OUTCOMES & IMPACT

## BUSINESS DEVELOPMENT

Graduates Business Status (all time)

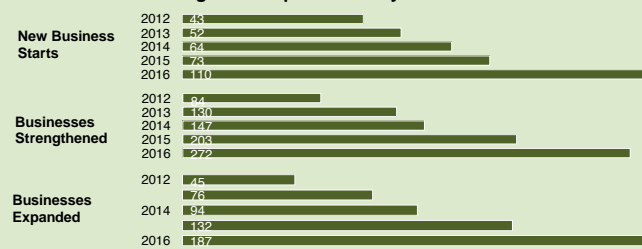


No. client businesses currently operating (all time) \*

916

Total Biz Starts/Strengthened/Expansions in yr \*

428 ↑ +32%



Secured loans assisted in yr \*

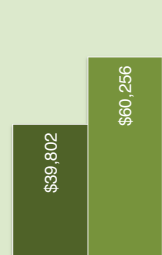
No. 22 Totalling \$158,135 ↑ +135%

## IMPACT ON THE INDIVIDUAL

Change in business sales (for people in business at intake)



Change in household income

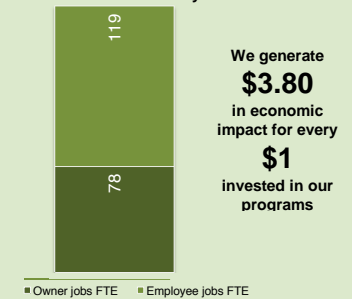


Change in use of public assistance programs



## IMPACT ON THE COMMUNITY

FTE Job Creation this yr



We generate **\$3.80** in economic impact for every **\$1** invested in our programs

KEY: \* Unduplicated count within specified period \*\* Based on sample of graduates (respondents to annual surveys)